



# Shirts & Blouses Catalogue

## PR200 Premier Long Sleeve Poplin Shirt



65% polyester/35% cotton poplin.

Left breast pocket.  
Stiffened collar.  
Back yoke.  
Straight hem.  
Available in short sleeves, PR202.

**Weight: 105 gsm**

Garment sizes are approximate and for guidance only.

Prices from £8.62 - £11.39

Collar	14.5	15	15.5	16	16.5	17	17.5
	18	18.5	19				
Chest (to fit)	38	40	42	44	46	48	50
	52	54	56				



Colour representation is only as accurate as the web design process allows

## PR305 Premier Ladies 3/4 Sleeve Poplin Blouse



65% polyester/35% cotton poplin.

Easy care fabric. Soft collar.  
Fitted style with bust and back darts.  
3/4 length sleeves with vented cuffs.  
Light blue and white have pearlised buttons - rest have self colour.  
Curved hem.  
Available in short sleeves, PR302.

**Weight: 105 gsm**

Garment sizes are approximate and for guidance only.

Prices from £7.87 - £10.45

Ladies size:	8	10	12	14	16	18	20
	22	24	26				
Chest (to fit):	32	34	36	38	40	42	44
	46	48	50				



Colour representation is only as accurate as the web design process allows

# SS412 Fruit of the Loom Long Sleeve Poplin Shirt



FRUIT OF THE LOOM.

55% cotton/45% polyester poplin.

Easy care. Classic collar.

Left chest pocket.

Self colour buttons.

Two button cuff, plus button on cuff gauntlet.

Curved hem.

Back yoke with two side pleats. Available in short sleeves, SS411.

**Weight: White 115 gsm Cols 120 gsm**

Garment sizes are approximate and for guidance only.

Prices from £8.79 - £11.61

Size:	S	M	L	XL	XXL	3XL
Collar:	14.5/15	15.5	16/16.5	17/17.5	18	18.5/19
Chest (to fit):	35/37	38/40	41/43	44/46	47/49	50/52



Colour representation is only as accurate as the web design process allows

## SS482 Fruit of the Loom Lady-Fit Long Sleeve Poplin Shirt



FRUIT OF THE LOOM.

55% cotton/45% polyester poplin.

Easy care.

Shaped side seams with bust and back darts.

Classic collar. Left breast pocket.

Self colour buttons.

Two button cuff.

Curved hem. Available in short sleeves, SS481.

**Weight: White 115 gsm Cols 120 gsm**

Garment sizes are approximate and for guidance only.


Prices from £8.15 - £10.81

Size:	XS	S	M	L	XL	XXL	3XL
Ladies size:	8	10	12	14	16	18	20



Colour representation is only as accurate as the web design process allows

# 946M Russell Collection Long Sleeve Easy Care Fitted Shirt



97% cotton/3% elastane.

Easy care fabric. Stretch fabric for a fitted style.

Semi cutaway collar.

Matching colour buttons.

Two button cuff plus button on cuff gauntlet.

Shaped hem. Back yoke.

Available in short sleeves, 947M.

**Weight: 140 gsm**

Garment sizes are approximate and for guidance only.

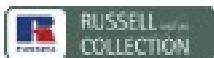
Prices from £12,18 - £15.89

Size:	S	M	L	XL	XXL	3XL	4XL
Collar:	14.5/15	15.5	16/16.5	17/17.5	18	18.5/19	19.5
Chest (to fit):	36/38	38/40	40/42	42/44	44/46	46/48	48/50



Colour representation is only as accurate as the web design process allows

# 946F Russell Collection Ladies 3/4 Sleeve Easy Care Fitted Shirt



97% cotton/3% elastane.

- Easy care fabric. Stretch fabric.
- Classic collar. Fitted style with front and back darts.
- Matching colour buttons.
- Elbow length sleeve with split cuff.
- Curved hem.
- Available in short sleeves, 947F.

## Weight: 140 gsm

Garment sizes are approximate and for guidance only.

Prices from £11.36 - £14.86

Size:	XS	S	M	L	XL	XXL
Ladies size:	8	10	12	14	16	18
Chest (to fit):	30/32	32/34	34/36	36/38	38/41	41/44



Colour representation is only as accurate as the web design process allows

# PR202 Premier Short Sleeve Poplin Shirt



65% polyester/35% cotton poplin.

- Left breast pocket.
- Stiffened collar.
- Back yoke.
- Self colour buttons on dark colours.
- Straight hem.
- Available in long sleeves, PR200.

**Weight: 105 gsm**

Garment sizes are approximate and for guidance only.

Prices from £8.21 - £10.89

Collar:	14.5	15	15.5	16	16.5	17	17.5
	18	18.5	19				
Chest (to fit):	38	40	42	44	46	48	50
	52	54	56				



Colour representation is only as accurate as the web design process allows

# PR302 Premier Ladies Short Sleeve Poplin Blouse



65% polyester/35% cotton poplin.

- Curved hem.
- Easy care fabric.
- Soft collar.
- Fitted style with bust and back darts.
- Light blue and white have pearlised buttons - rest have self colour buttons.
- Available in 3/4 sleeves, PR305.

**Weight: 105 gsm**

Garment sizes are approximate and for guidance only.

Prices from £7.75 - £10.31

Ladies size:	8	10	12	14	16	18	20
	22	24	26				
Chest (to fit):	32	34	36	38	40	42	44
	46	48	50				



Colour representation is only as accurate as the web design process allows

# K100 Kustom Kit Short Sleeve Button Down Workforce Shirt



65% polyester/35% cotton.

Button down collar.  
 Double folded seams.  
 Shaped hem.  
 Back yoke and two side pleats.

**Weight: 115 gsm**

Garment sizes are approximate and for guidance only.

Prices from £9.02 - £11.90

Size:	S	M	L	XL	XXL
Collar:	14.5	15/15.5	16/16.5	17/17.5	18/18.5
Chest (to fit):	38	40	42	44	46/48

KUSTOM KIT



Colour representation is only as accurate as the web design process allows

# K728 Kustom Kit Ladies Short Sleeve Workforce Shirt



65% polyester/35% cotton.

Easy iron fabric.  
 Semi-fitted with front and back darts.  
 Stand up collar. Self coloured buttons.  
 Back yoke. Rounded hem.  
 Twin needle stitched armholes, sleeves and side seams.  
 Optional pocket.

**Weight: 115 gsm**

Garment sizes are approximate and for guidance only.

Prices from £7.64 - £10.16

Ladies size:	10	12	14	16	18	20
Chest (to fit):	32	34	36	38	40	42

KUSTOM KIT



Colour representation is only as accurate as the web design process allows

## 955M Russell Collection Short Sleeve Tencel® Fitted Shirt




54% cotton/46% Tencel® Lyocell Twill.

Slim fit with side seam shaping and back darts.  
 Easy care fabric. Semi cutaway boned collar. Contrast silver pearl buttons on colours and white on white.  
 Stitched down box pleat on back of sleeve.  
 Back yoke with triple stitch detail.  
 Deep pink satin ribbon and along back of neck.  
 Double folded side seams with gusset panel. Curved hem. Available in long sleeves, 954M.

**Weight: 136 gsm**

Garment sizes are approximate and for guidance only.

Prices from £13.68 - £17.77



Size:	S	M	L	XL	XXL	3XL	4XL
Collar:	14.5/15	15.5	16/16.5	17/17.5	18	18.5/19	
	19.5						
Chest (to fit):	36/38	38/40	40/42	42/44	44/46	46/48	
	48/50						



Colour representation is only as accurate as the web design process allows

## K760 Kustom Kit Ladies Scoop Neck Corporate Top



95% cotton/5% elastane.

Fitted style with shaped side seams.  
 Self fabric bound scoop neckline.  
 Twin needle stitched hem and cuffs.

**Weight: 200 gsm**

Garment sizes are approximate and for guidance only.

Prices from £5.80 - £7.84

Ladies size:	8/10	12/14	16/18	20/22
Chest (to fit):	30/32	34/36	38/40	42/44



Colour representation is only as accurate as the web design process allows



**ASPECT** Aspect Corporate Clothing Limited

Unit 17  
Capitol Way  
London NW9 0EQ

Tel: 02 8991 1800  
Fax: 08708 681 467  
sales@corporatelothingwear.com  
www.corporatelothingwear.com